

RIGSAVE

Rigsave Global Equity Value

(Data as of 30 June 2022)

RIGSAVE GLOBAL EQUITY VALUE

Strategy

Rigsave Global Equity Value class I is a UCITS sub fund incorporated in Luxembourg. The investment objective of this sub-fund is long term capital appreciation through exposure to the equity financial markets.

In order to achieve its investment objective, the assets of the sub-fund will be invested in a diversified portfolio of listed equity securities issued primarily by, but not limited exclusively to Europe, Swiss and US entities with high level of liquidity deriving from the analysis of the fundamentals in an average time frame of 5 years.

The geographical exposure is focused for at least the 50% on developed countries.

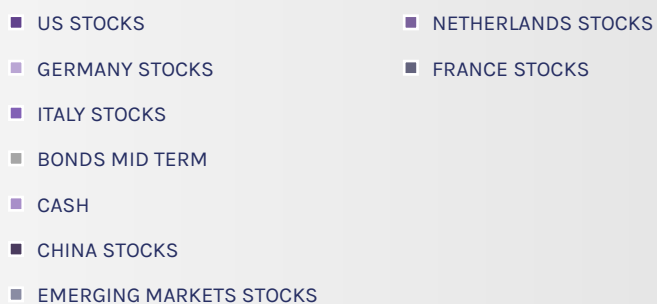
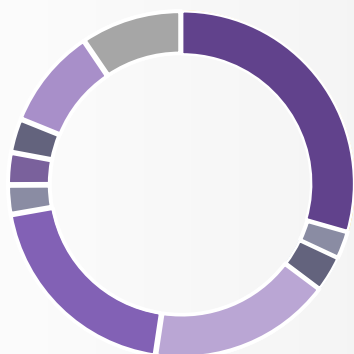
ISIN CODE	LU2398290747	LU2397781605	DEPOSITARY
BLOOMBERG TICKER	RIGEVIE LX Equity	RIGEVRE LX Equity	Banque de Luxembourg
SHARE CLASS	Institutional	Retail	TRANSFER AGENT
FUND TYPE	SICAV	SICAV	European Fund Administration
ASSET CLASS	Equity	Equity	CONTACTS
STRATEGY	Blend	Blend	Rigsave Fund Sicav Sa
GEO FOCUS REGION	Global	Global	2 - Rue D'Alsace L-1122 - Luxembourg
LAUNCH DATE	01/03/22	01/03/22	FUND PROMOTER
MIN INVESTMENT	EUR 25,000	EUR 100	Rigsave Capital Ltd
MIN. SUBSEQUENT	EUR 1,000	EUR 50	WEBSITE
			www.rigsavecapital.com
FEES			
Front load	up to 1%	up to 2%	
Front load	up to 1%	up to 2%	MANAGEMENT
Management Fee	1,20%	1,80%	Giovanni Gervasi
Performance Fee	20%	20%	Fabio Zito
			Leonardo Lara Jimenez

RIGSAVE GLOBAL EQUITY VALUE

(Data as of 30 June 2022)

ASSET ALLOCATION	
Description	Wgt%
US STOCKS	29,43
CHINA STOCKS	2,59
FRANCE STOCKS	3,27
GERMANY STOCKS	17,08
ITALY STOCKS	19,83
EM STOCKS	2,74
NETHERLANDS STOCKS	3,03
FRANCE STOCKS	3,17
CASH	9,40
BONDS MID TERM	9,47

ASSET ALLOCATION



RIGSAVE GLOBAL EQUITY VALUE

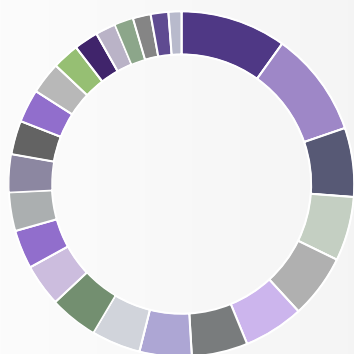
(Data as of 30 June 2022)

SECTOR BREAKDOWN	
Description	Wgt%
ND	9,47
Cash	9,41
Biotechnology	6,17
Apparel, Accessories & Luxury	5,75
Consumer Finance	5,70
Application Software	5,39
Asset Management & Custody Ban	5,02
Data Processing & Outsourced S	4,66
Semiconductors	4,40
Oil & Gas Refining & Marketing	4,31
Interactive Home Entertainment	3,79
Health Care Technology	3,46
Movies & Entertainment	3,45
Personal Products	3,38
Automobile Manufacturers	3,03
Technology Hardware, Storage &	2,96
Interactive Media & Services	2,86
Risorse umane e servizi di col	2,40
Home Furnishings	2,16
Semiconductor Equipment	1,81
Education Services	1,68
Publishing	1,60
Internet Retail	1,58
Health Care Equipment	1,16
Diversified Banks	1,11
Household Appliances	0,83
Systems Software	0,77
Financial Exchanges & Data	0,70
Specialty Chemicals	0,53
Pharmaceuticals	0,47

RIGSAVE GLOBAL EQUITY VALUE

(Data as of 30 June 2022)

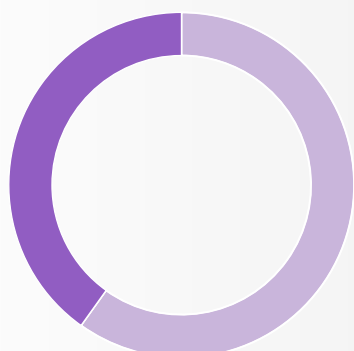
SECTOR BREAKDOWN



- Cash
- ND
- Biotechnology
- Consumer Finance
- Apparel, Accessories & Luxury
- Application Software
- Data Processing & Outsourced S
- Automobile Manufacturers
- Health Care Technology
- Oil & Gas Refining & Marketing
- Interactive Home Entertainment
- Movies & Entertainment
- Personal Products
- Technology Hardware, Storage &
- Interactive Media & Services
- Risorse umane e servizi di col
- Semiconductors
- Home Furnishings
- Semiconductor Equipment
- Asset Management & Custody Ban
- Publishing
- Internet Retail
- Education Services
- Health Care Equipment

CURRENCY BREAKDOWN		TOP 10 HOLDINGS		
Currency	Wgt%	Description	Curr	Wgt%
EURO	59,88	PARETO SECURITIES SARL TV 23.09.24	EUR	9,47
US DOLLAR	40,12	VERBIO VEREINIGTE BIOENERGI	EUR	4,31
		COPERNICO SIM SPA	EUR	3,68
		TELADOC HEALTH INC	USD	3,46
		NETFLIX INC	USD	3,45
		PHARMANUTRA SPA	EUR	3,38
		LVMH MOET HENNESSY LOUIS VUI	EUR	3,27
		CRISPR THERAPEUTICS AG	USD	3,17
		STELLANTIS NV	EUR	3,03
		SAP SE	EUR	3,02

CURRENCY EXPOSITION



- EURO
- US DOLLAR